

GA DFCS Outcomes ~ 2020 Pandemic

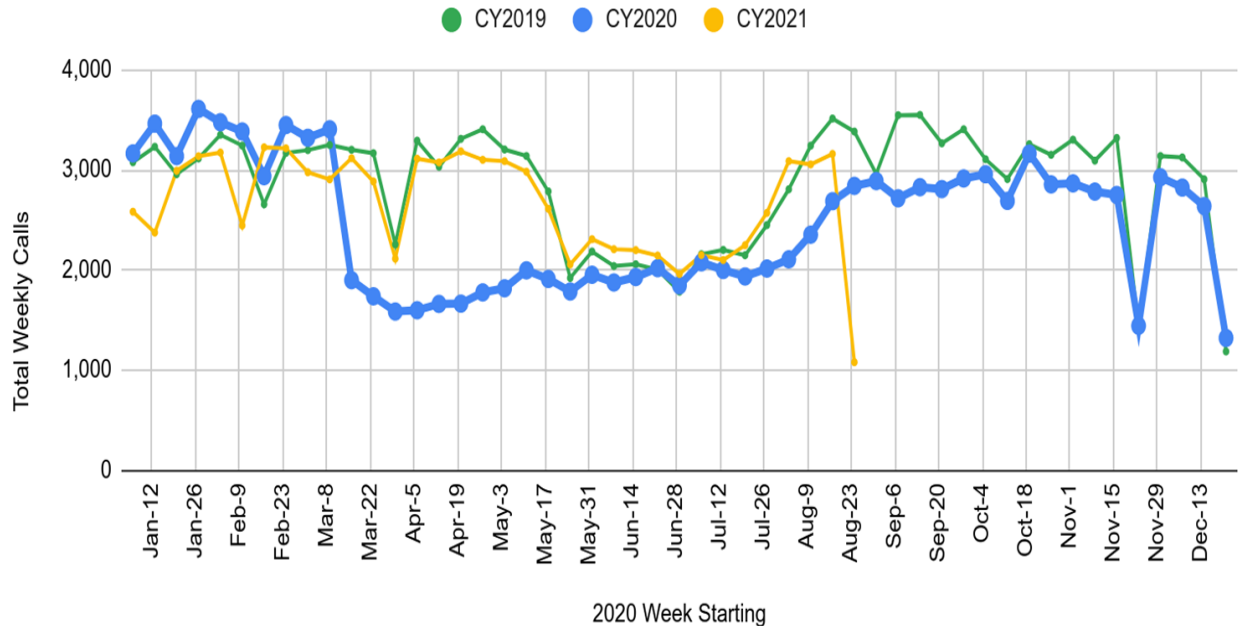
Andy Barclay, [FosteringCourtImprovement.org](https://www.fosteringcourtimprovement.org), CWLS Meeting, 2021-09-16



GA: Calls to DFCS Centralized Intake

- Calls from the press ramped up around Spring Break 2020
- New Hampshire had best response with real time weekly counts, plus 2 prior years for reference
- We mimicked NH, updated every Monday (Lon Roberts emails counts to me)
- Public GA DFCS Covid Dash: <https://t.ly/F1lQ>
- We continue to update it ...

GA DFCS Child Maltreatment Reports: All Calls, CY2019 to CY2021

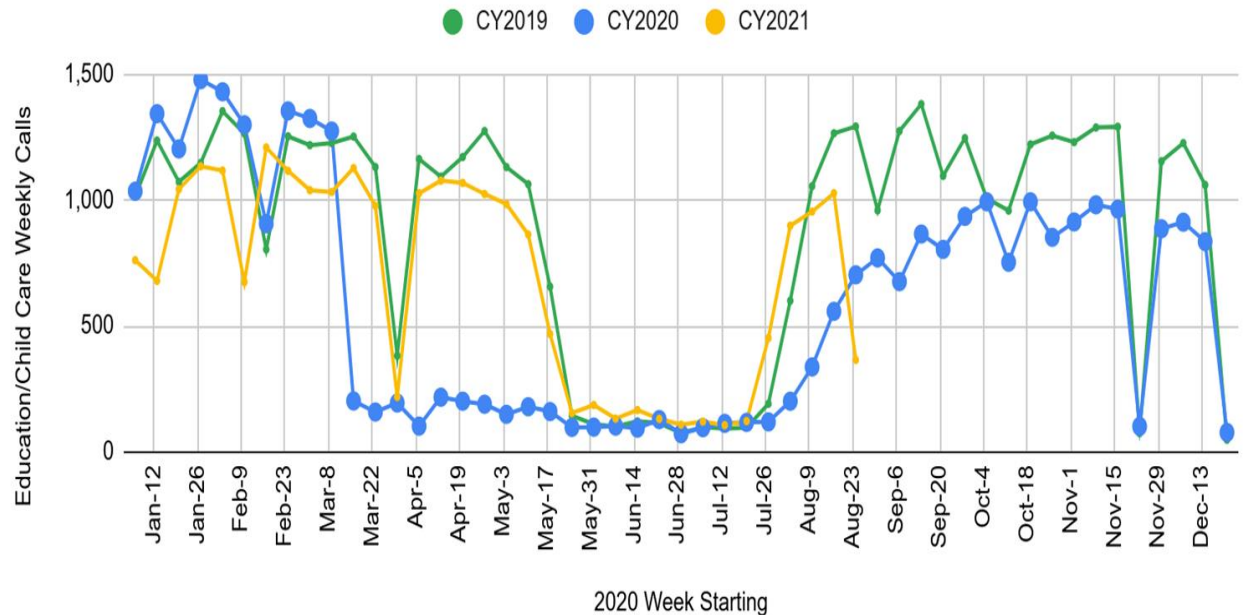




GA: Calls from Education & Child Care Sources

- Press inquiries focused on education report sources (teachers, day care, etc.)
- Overall calls dropped ~49%; Education source calls dropped ~90%.
- That's typical for June-July, and Spring Break, but NOT March-May.
- The drop at the end of August 2021 is likely reporting lag, but what about the early January & April 2021 drops?

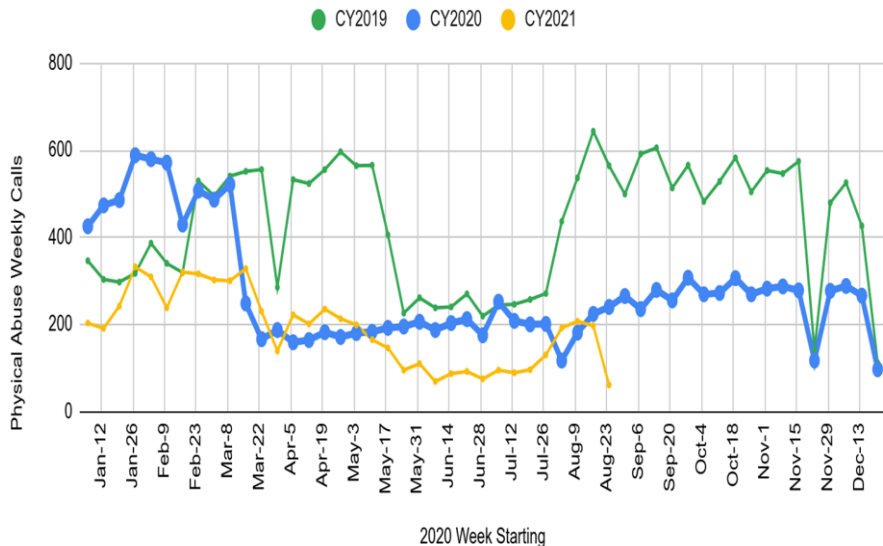
GA DFCS Child Maltreatment Reports: Calls from Education & Child Care Sources, CY2019 to CY2021



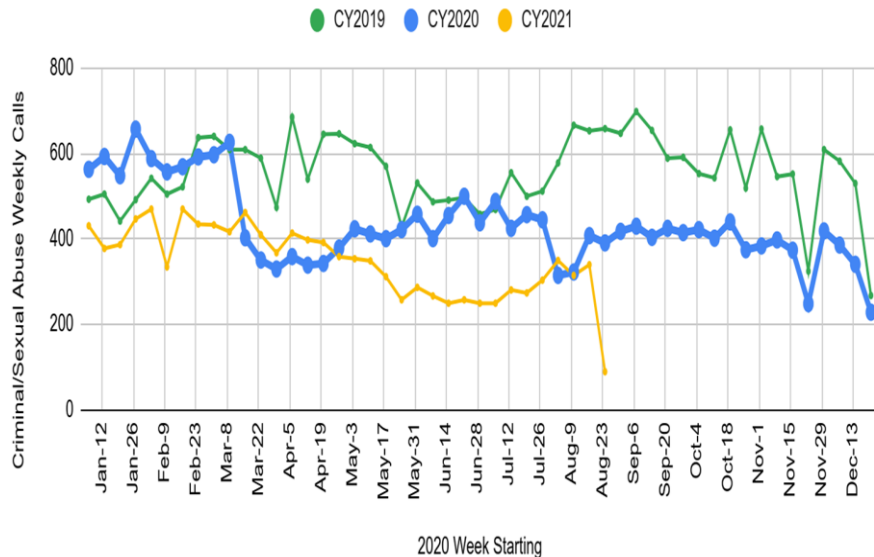


GA: Puzzling 2021 Drop in Physical & Sexual Abuse Calls?

GA DFCS Weekly Calls to Intake: Physical Abuse Allegations, CY2019 to CY2021



GA DFCS Weekly Calls to Intake: Criminal & Sexual Allegations, CY2019 to CY2021



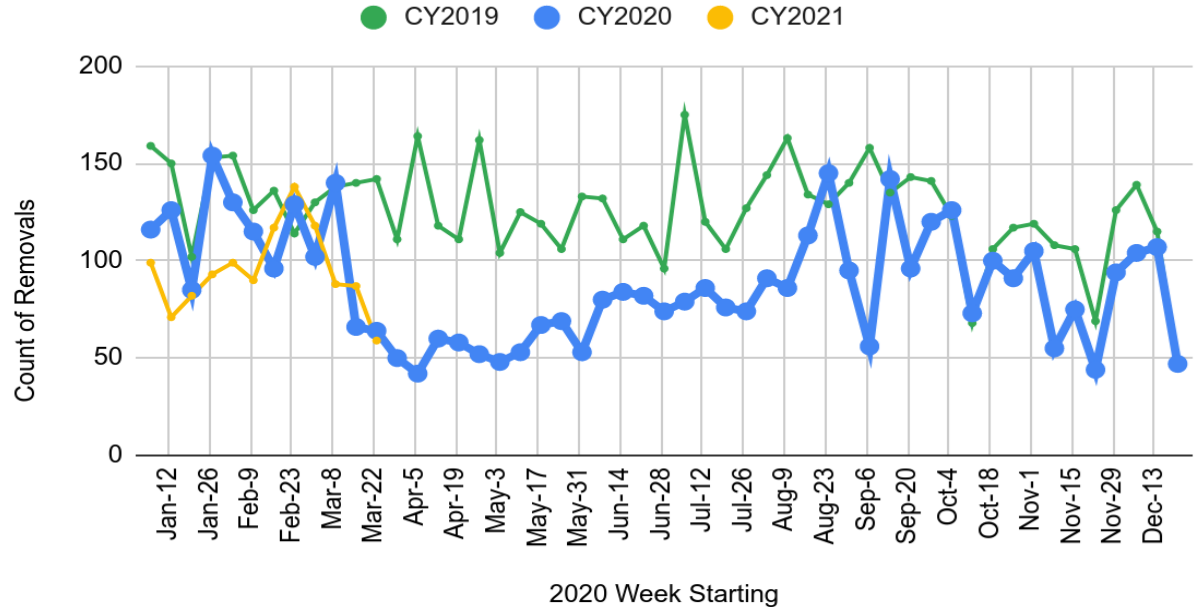


GA: Removals to Foster Care

- Off 45% mid-March through Mid-August 2020, but not zero
- Covid foster care data & charts <https://tinyurl.com/297nr7aa>

2020 Week Starting	CY2019	CY2020
Mar-9	138	140
Mar-16	140	66
Mar-23	142	64
Mar-30	111	50
Apr-6	164	42
Apr-13	118	60

GA DFCS Weekly Removals to Foster Care

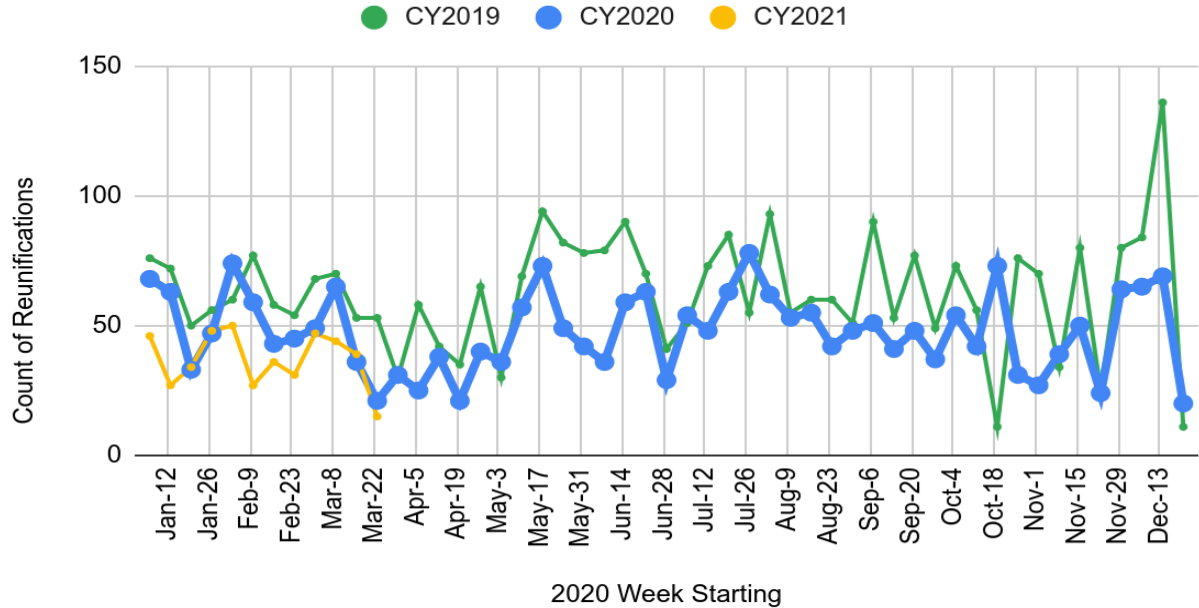




GA: Reunifications

- Off ~50% mid-March through June 2020
- January-March 2021 off ~50%?

GA DFCS Weekly Reunification Discharges



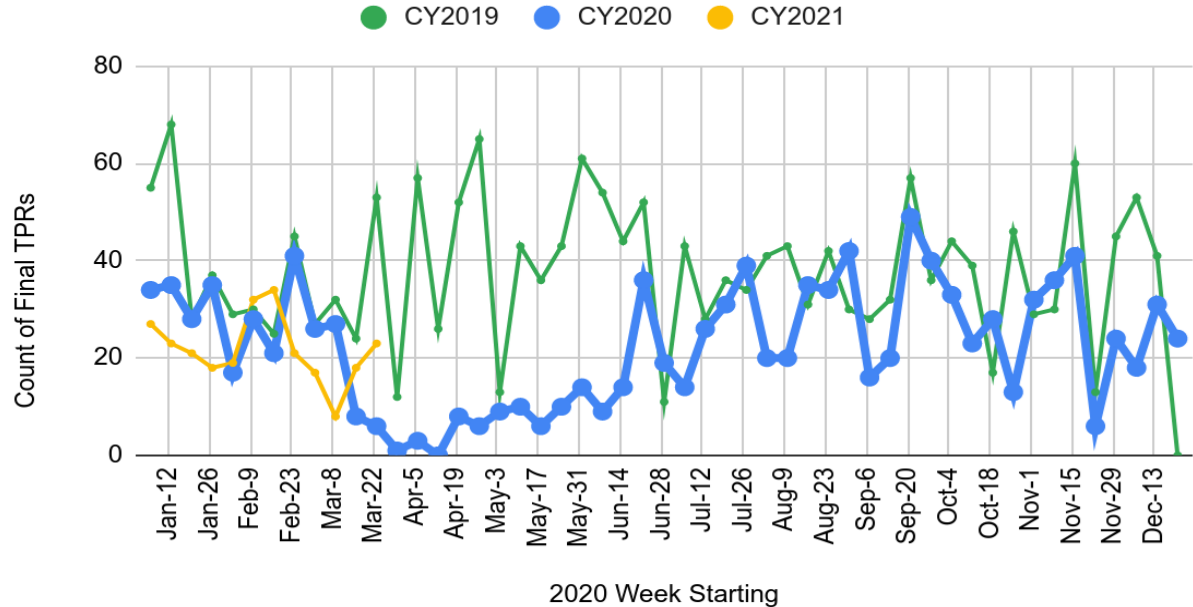


GA: Finalized (date of last parent) TPRs

- Large variance in 2019 weekly totals; small N.
- Near zero TPRs mid-March through mid-April 2020
- Small number of TPRs May-June 2020
- Down 43% Mar-Dec 2020

2020 Week Starting	CY2019	CY2020
Mar-9	32	27
Mar-16	24	8
Mar-23	53	6
Mar-30	12	1
Apr-6	57	3
Apr-13	26	0

GA DFCS Weekly Finalized Terminations of Parental Rights

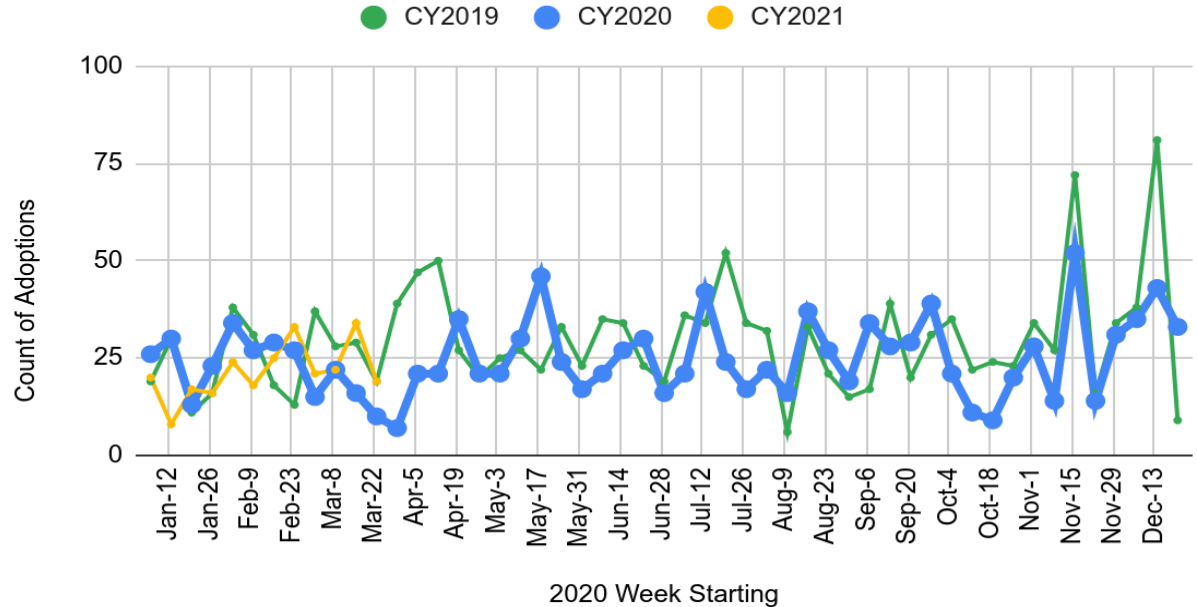




GA: Adoptions

- Off ~50% mid-March through April 2020, but never zero
- Note the adoption-day spike every November 20, delayed or accelerated?

GA DFCS Weekly Adoption Discharges



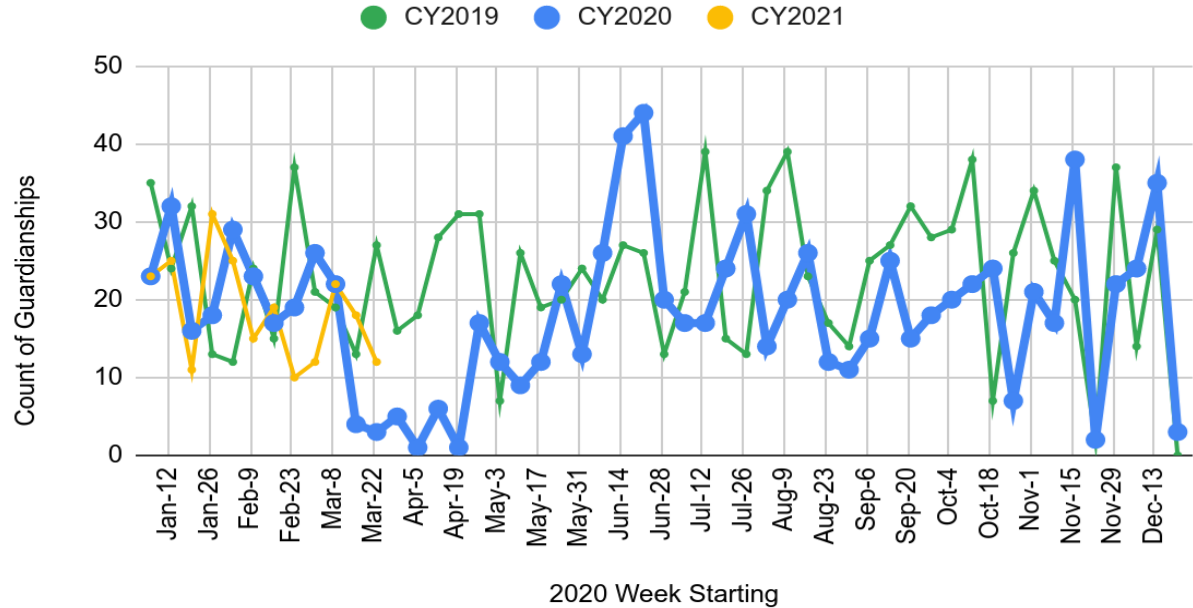


GA: Guardianships

- Near zero mid-March through mid-April
- Similar to TPR pattern?

2020 Week Starting	CY2019	CY2020
Mar-9	19	22
Mar-16	13	4
Mar-23	27	3
Mar-30	16	5
Apr-6	18	1
Apr-13	28	6
Apr-20	31	1

GA DFCS Weekly Guardianship Discharges

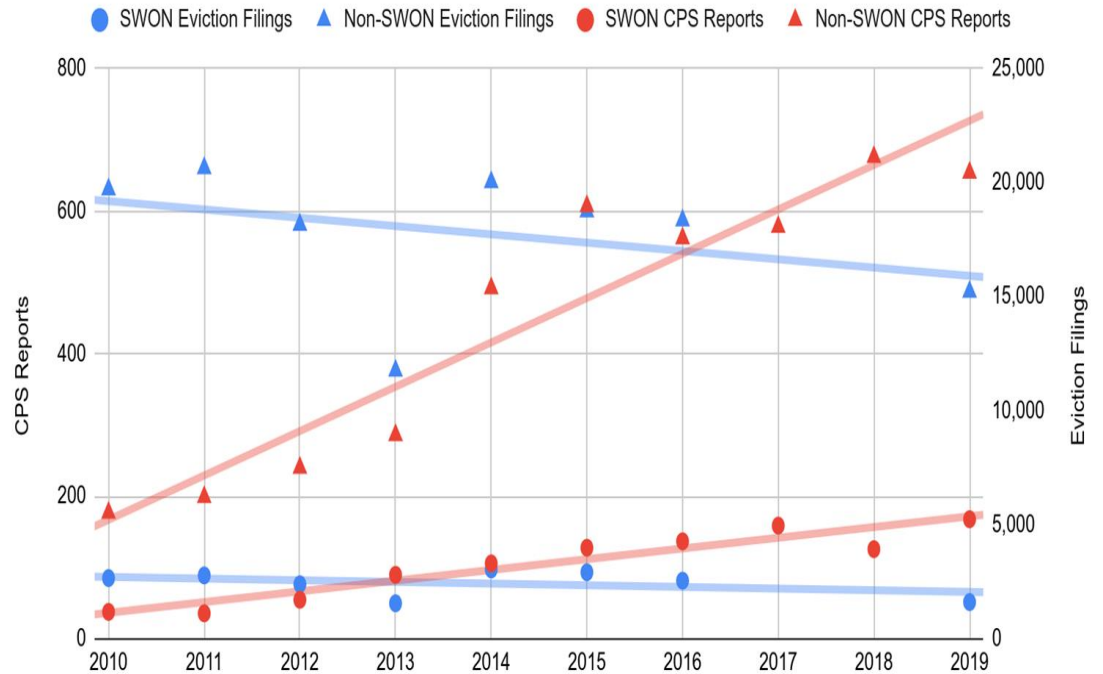




Atlanta AVLF SWON: CPS ~ Evictions?

- Atlanta Volunteer Lawyers Foundation (AVLF) embeds lawyers in 6 Atlanta Elementary Schools for a project called Standing with Our Neighbors (SWON).
- They try to improve school stability by preventing evictions. (aka decreasing school “Mobility”)
- Casey Family Programs wants to find out if SWON improves any CPS outcomes (reports, removals, days under investigation, days in family support).
- Chart:

- **Blue are Evictions**
- **Red are CPS Reports**
- **Circles are SWON Elementary Schools;**
Triangles are Others





Eviction Maps

- Eviction Lab (Princeton), 2000-2016 filings, most states, census blockgroup counts
- So, 2016 eviction filings by state, in a heatmap:
<https://fosteringcourtimprovement.org/maps/evictions/>
- Most filings in GA census block 764:
<https://t.ly/vikP>
- Henry census layers in synchronized map display: <https://t.ly/80Cj>
- GA census layers:
<https://fosteringcourtimprovement.org/maps/GA/>

